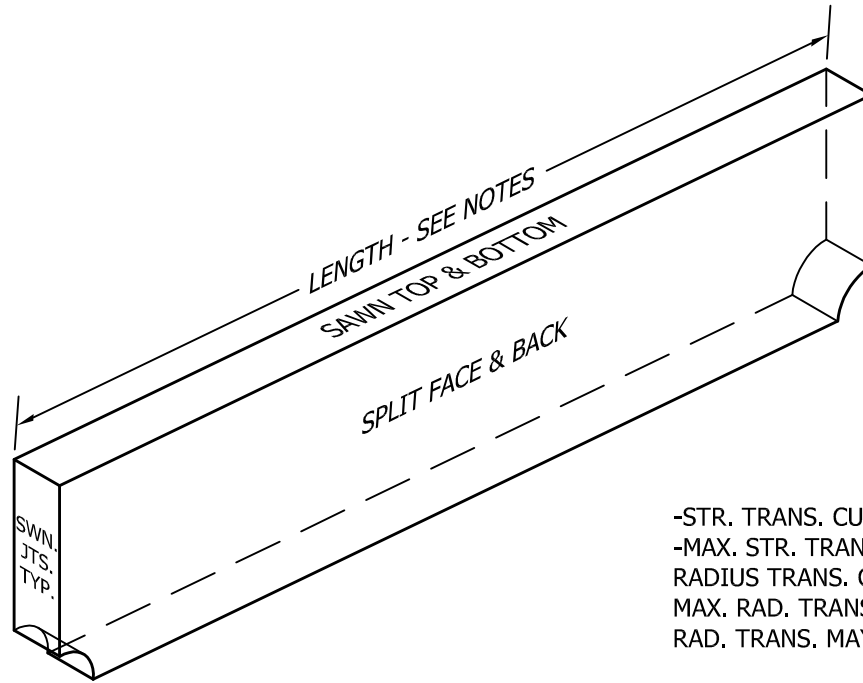


WILLIAMS STONE COMPANY, INC.

1158 Lee-Westfield Road P.O. Box 278 East Otis, MA 01029

Tel: (800) 832-2052 (413) 269-4544 Fax: (413) 269-6148

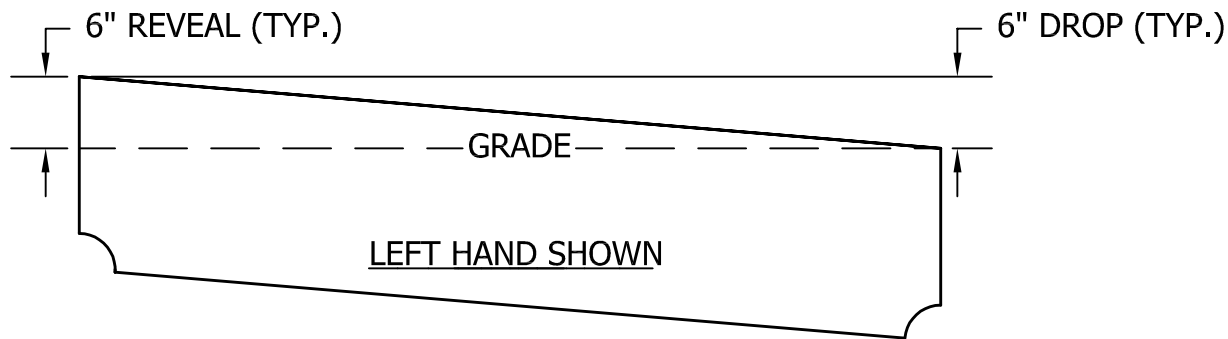
E-mail: info@williamsstone.com Web: www.williamsstone.com



- STR. TRANS. CUT IN FOOT/HALF FOOT INCREMENTS.
- MAX. STR. TRANS. LENGTH 7'
- RADIUS TRANS. CUT TO CURVATURE REQUIRED.
- MAX. RAD. TRANS. LENGTH 6.5'
- RAD. TRANS. MAY BE (2) PCS. DEPENDING ON RADIUS REQ.

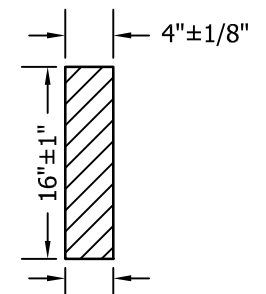
Isometric

1" = 1'-0"



Elevation

3/4" = 1'-0"



3' MIN. FOR 2/3 LENGTH

Section

3/4" = 1'-0"

Product Code:	416T / 416RT				Unit Weight:	75#/LF
Item Description:	4"x16" Vertical to Flush Transition				Stone Type:	Blue Sky
Surface:	Top	Bottom	Front	Back	Left End	Right End
Finishes:	Sawn	Sawn	Split	Split	Sawn	Sawn
Tolerances:	Items are fabricated to tolerances per the National Building Granite Quarries Association specifications.					